

RECTANGLE LINER ORDER FORM

ESTIMATE ORDER

JOB NAME: _____

DATE: _____

DEALER: _____

PHONE #: _____

SHIP TO NAME: _____

ADDRESS: _____

CITY: _____ STATE: _____ ZIP: _____

METHOD OF PAYMENT:

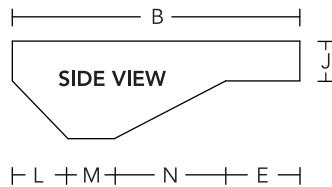
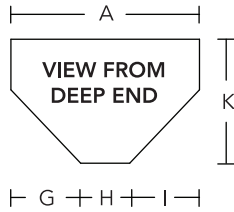
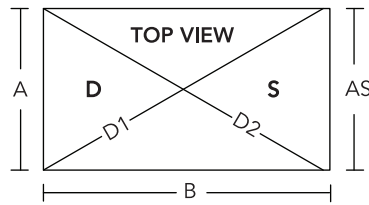
Check Bill our acct.

Card on File: Last 4 digits: _____

New Card: Master Card VISA Discover
 American Express

All measurements submitted should be exact with no allowance for stretch. Height dimension "J" can vary around the pool: measure this at the shallow end, deep end and breakover and note any variations. The depth of the deep end should be measured at the edges of the hopper pad, not just at the center. Please indicate if the gutter lines or the edges of the hopper pad are rounded out. You should check diagonals on every pool to be sure it is square. The diagonals should be measured to the squared up corners on the deck, and any variations should be noted below.

ADDITIONAL COMMENTS:



POOL DETAILS:

PATTERN: _____

POOL BRAND: _____

CORNER TYPE:

SQUARE DIAGONAL RADIUS

DIAGONAL DISTANCE RADIUS

BEAD TYPE:

Standard Esther Williams
 Wilks Overlap _____ inches

HOPPER PAD:

Square Corners
 Radius Corners _____ inches

GUTTER LINES:

Sharp
 Rounded _____ inches

SAFETY LEDGE _____ inches

COVE

LENGTH _____
DEPTH _____

AB measurements attached

	FEET	INCHES
A		
AS		
B		
E		
G		
H		
I		
J		
K		
L		
M		
N		
D1		
D2		

G+H+I=A? E+L+M+N=B? STEP RISERS=J?

STEP INFORMATION:

Indicate position of vinyl step

